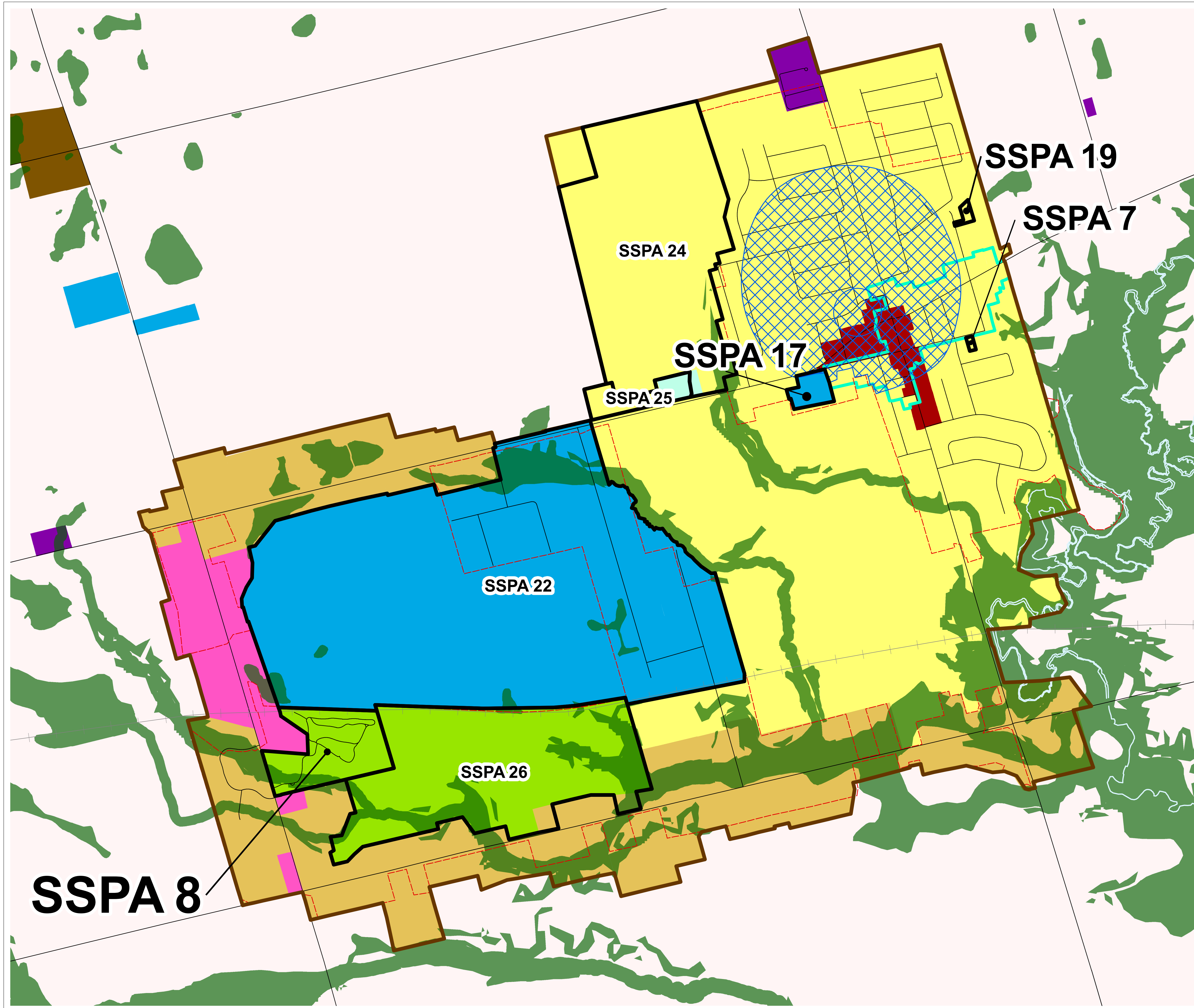


**OFFICIAL PLAN
SCHEDULE A-2
LAND USE PLAN
ST. GEORGE**

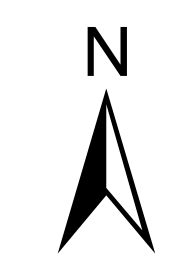
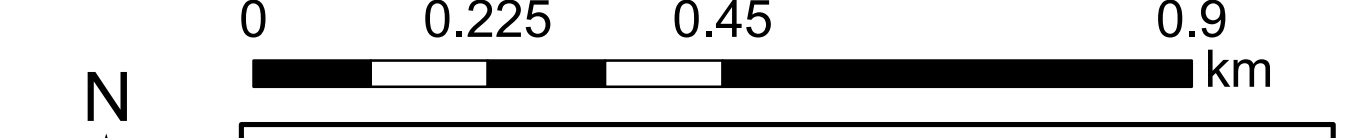


LAND USE DESIGNATIONS

- AGRICULTURE
- URBAN RESIDENTIAL
- SUBURBAN RESIDENTIAL
- HAMLETS AND VILLAGES
- RURAL RESIDENTIAL
- CORE AREA
- GENERAL COMMERCIAL
- SHOPPING CENTRE COMMERCIAL
- MIXED USE
- EMPLOYMENT
- RESOURCE DEVELOPMENT
- INSTITUTIONAL
- PARKS AND RECREATION
- NATURAL HERITAGE SYSTEM

LEGEND

- BUILT BOUNDARY
- SITE SPECIFIC POLICY AREAS (SSPA)
- HERITAGE AREAS
- WELLHEAD PROTECTION AREAS
- COUNTY BOUNDARY
- PRIMARY URBAN SETTLEMENT AREA BOUNDARY
- SECONDARY URBAN SETTLEMENT AREA BOUNDARY
- HAMLET BOUNDARY
- ROADS
- ACTIVE RAILWAYS
- FORMER RAILWAYS



THIS SCHEDULE SHOULD BE READ AND INTERPRETED IN CONJUNCTION WITH THE OFFICIAL PLAN IN ITS ENTIRETY, INCLUDING THE POLICIES AND OTHER SCHEDULES AND APPENDICES OF THE PLAN